

Cat. No.	Product Name	Clonality	Reactivity	Application
GTX28452	Angiotensin 2 antibody	Rb pAb	Hu, Ms	ELISA, IHC-P, WB
GTX60413	Beclin 1 antibody [2A4]	Ms mAb	Hu	ELISA, FACS, IHC-P, WB
GTX111876	BNIP3L antibody	Rb pAb	Hu, Ms, Rat, Bov	ICC/IF, IHC-P, WB
GTX128428	CAIX / Carbonic Anhydrase IX antibody	Rb pAb	Hu, Ms	ICC/IF, IHC, IHC-P, WB
GTX70020	CAIX / Carbonic Anhydrase IX antibody [GT12]	Ms mAb	Hu	FACS, ICC/IF, IHC, IHC-Fr, IHC-P, IP, WB
GTX100637	c-Met antibody [C3], C-term	Rb pAb	Hu	ICC/IF, IP, WB
GTX103436	c-Myc antibody	Rb pAb	Hu, Ms	ICC/IF, IHC-P, IP, WB, ChIP assay
GTX104793	Cytochrome b reductase 1 antibody [C2C3], C-term	Rb pAb	Hu	WB
GTX116033	Endothelin 1 antibody [C1C3]	Rb pAb	Hu	ICC/IF, IHC, WB
GTX129843	eNOS antibody	Rb pAb	Hu	ICC/IF, WB
GTX112834	EPO antibody	Rb pAb	Hu, Rat	ELISA, IHC-P, WB
GTX112794	Fibronectin antibody [N1N2], N-term	Rb pAb	Hu, Ms	ICC/IF, IHC-P, IP, WB
GTX113303	HDAC3 antibody	Rb pAb	Hu, Ms, Rat	ICC/IF, IHC-P, IP, WB, ChIP assay
GTX101147	Heme Oxygenase 1 antibody	Rb pAb	Hu, Ms, Mk, Rat	ICC/IF, IHC-P, WB
GTX111525	Hexokinase II antibody	Rb pAb	Hu, Ms, Rat	ICC/IF, IHC-P, WB
GTX130246	iNOS antibody	Rb pAb	Ms	ICC/IF, IHC-P, WB
GTX113682	IRE1 alpha antibody [N1N2], N-term	Rb pAb	Hu	IP, WB
GTX101416	LDHA antibody	Rb pAb	Hu, Ms, Rat	ICC/IF, IHC-P, WB
GTX112535	MAT2A antibody [N1C2]	Rb pAb	Hu	WB
GTX100534	MMP1 antibody	Rb pAb	Hu, Ms	IHC-P, WB
GTX100665	MMP13 antibody [N3C1], Internal	Rb pAb	Hu	ICC/IF, IHC, IHC-P, WB
GTX132884	MMP14 / MT1-MMP antibody	Rb pAb	Hu, Ms	WB
GTX104577	MMP2 antibody	Rb pAb	Hu, Ms	ICC/IF, IHC-P, IP, WB
GTX100458	MMP9 antibody [N2C1], Internal	Rb pAb	Hu, Bov	ICC/IF, IHC-P, WB
GTX121929	NOX4 antibody [N3C3]	Rb pAb	Hu, Ms, Rat	ICC/IF, IHC-P, WB
GTX101497	Oct4 antibody	Rb pAb	Hu, Ms	FACS, ICC/IF, IHC-Fr, IHC-P, IP, WB
GTX112898	p21 Cip1 antibody	Rb pAb	Hu, Chk	ICC/IF, IHC-P, WB
GTX100446	p27 Kip1 antibody	Rb pAb	Hu, Ms	IP, ICC/IF, IHC-Fr, WB, IHC-P
GTX54575	PDGF beta antibody	Rb pAb	Hu, Ms, Rat	IHC-P, WB
GTX104763	PD-L1 antibody	Rb pAb	Hu	ICC/IF, WB, IHC-P
GTX107614	PGK1 antibody	Rb pAb	Hu, Ms, Rat, Yeast	ELISA, ICC/IF, IHC-P, WB
GTX107977	PKM antibody	Rb pAb	Hu, Ms, Rat	ICC/IF, IHC-P, IP, WB
GTX116093	SOD2 antibody	Rb pAb	Hu, Ms, Rat	ICC/IF, IHC-P, IP, WB
GTX112729	Transferrin antibody [N3C2], Internal	Rb pAb	Hu, Rat	ICC/IF, IHC-P, WB
GTX29179	Transferrin receptor / CD71 antibody [MEM-75]	Ms mAb	Hu	FACS, ICC/IF, IP
GTX127310	Twist1/2 antibody	Rb pAb	Hu, Ms, Rat	IHC-P, WB
GTX102643	VEGF antibody	Rb pAb	Hu, Ms, Rat	IHC-P, WB
GTX129943	VEGF Receptor 2 / FLK1 antibody	Rb pAb	Hu	WB

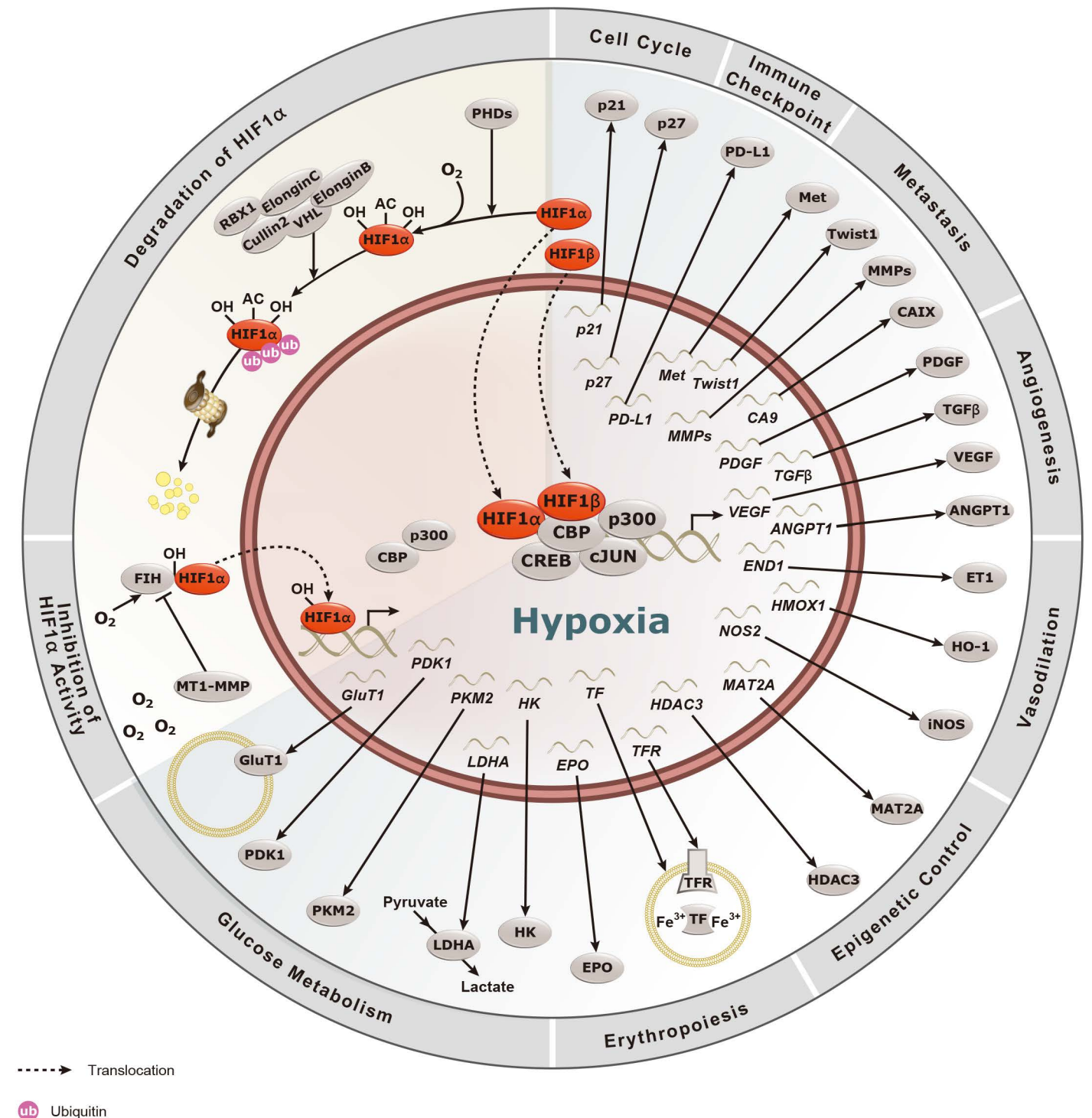
Hypoxia Markers

www.genetex.com

Your Expertise

Our Antibodies

Accelerated Discovery

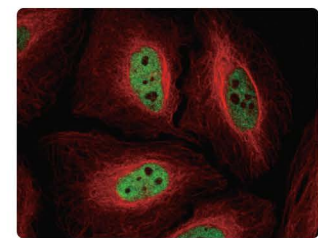


-----> Translocation

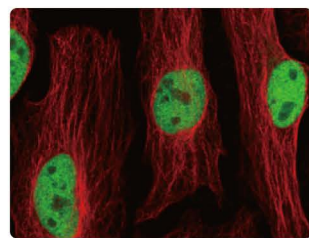
ub Ubiquitin

The development of complex anatomical and physiological systems to maintain oxygen homeostasis was an essential process in the evolution of metazoans. Hypoxia, defined as an insufficient oxygen supply to tissues, elicits a cellular response that hinges on the stabilization of hypoxia-inducible factors (HIFs). These transcription factors are subsequently able to accumulate in the nucleus and bind to DNA at "hypoxia response elements" (HREs) and subsequently drive either the expression (or, perhaps indirectly, the repression) of hundreds of genes.

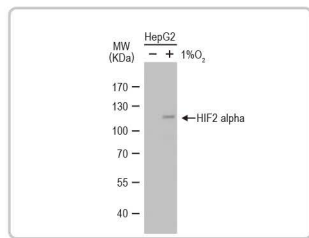
Highlighted Products



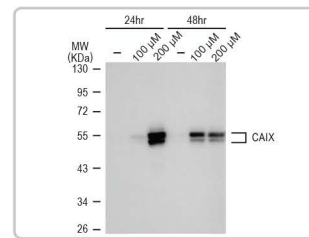
HIF1 α antibody [GT10211] (GTX628480)



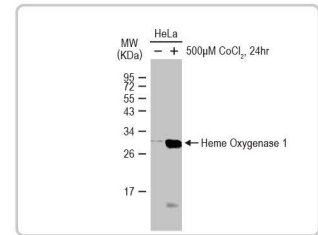
HIF1 β antibody (GTX128795)




HIF2 α antibody [GT125] (GTX632015)



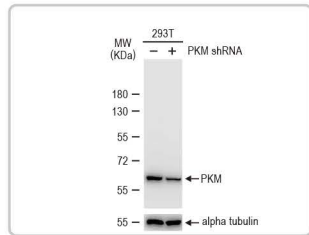
CAIX antibody [GT12] (GTX70020)



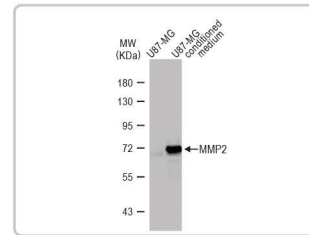
Heme Oxygenase 1 antibody (GTX101147)




PHD2 antibody (GTX132293)



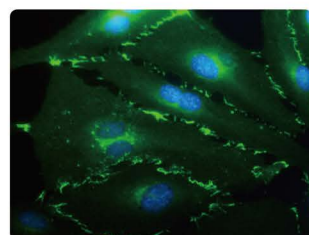
PKM antibody (GTX107977)



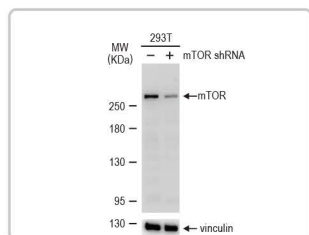
MMP2 antibody (GTX104577)



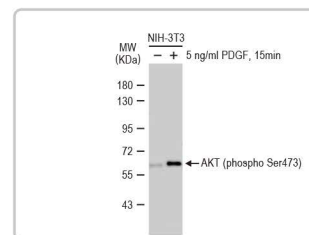
VEGF antibody (GTX102643)



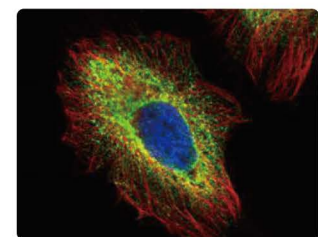
VE-cadherin antibody [GT1369] (GTX633705)



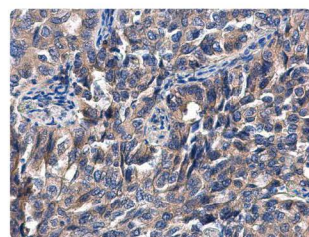
mTOR antibody [C3], C-term (GTX101557)



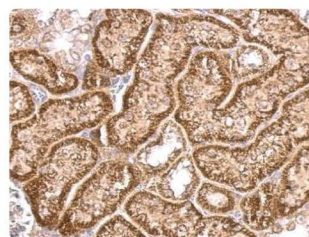
AKT (pSer473) antibody (GTX128414)



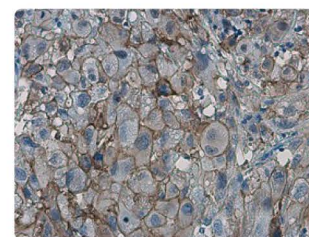
PHD1 antibody (GTX123033)



PHD4 antibody (GTX116582)



VHL antibody (GTX101087)



PD-L1 antibody (GTX104763)

HIF-related Transcription Factor

Cat. No.	Product Name	Clonality	Reactivity	Application
GTX129012	AHR antibody	Rb pAb	Hu	IHC-P, WB
GTX129013	AHR antibody	Rb pAb	Hu, Ms	ICC/IF, WB
GTX22770	AHR antibody [RPT1]	Ms mAb	Hu, Ms, Pig, Rat, NHuPrm	ELISA, ICC/IF, IHC, IHC-F, IHC-P, IP, WB, ChIP assay
GTX32366	AHR (phospho Ser36) antibody	Rb pAb	Hu, Ms	IHC-P, WB
GTX101249	CBP antibody [C3], C-term	Rb pAb	Hu, Ms	ICC/IF, IHC-P, IP, WB, ChIP assay
GTX60477	c-Jun antibody [5B1]	Ms mAb	Hu, Ms, Mk	ELISA, FACS, ICC/IF, IHC-P, WB
GTX634322	c-Jun (phospho Ser63) antibody [GT653]	Ms mAb	Hu, Rat	ICC/IF, IHC-P, WB
GTX133873	c-Jun (phospho Ser73) antibody	Rb pAb	Hu	WB
GTX112846	CREB antibody	Rb pAb	Hu, Ms, Rat	ICC/IF, IHC-Fr, IHC-P, WB
GTX130379	CREB (phospho Ser133) antibody	Rb pAb	Hu, Ms	WB
GTX56157	EP300 antibody	Rb pAb	Hu, Ms, Chk, Dog, Pig, Rat, Bov	IHC, IHC-P, WB
GTX32297	EP300 (phospho Ser1834) antibody	Rb pAb	Hu, Ms, Rat	WB
GTX129239	USF2 antibody	Rb pAb	Hu, Ms	WB

Hypoxia-induced Factors

Cat. No.	Product Name	Clonality	Reactivity	Application
GTX127309	HIF1 alpha antibody	Rb pAb	Hu, Ms, Rat, Bov	ICC/IF, IHC-Fr, IHC-P, IP, WB, ChIP assay
GTX628480	HIF1 alpha antibody [GT10211]	Ms mAb	Hu	ICC/IF, IHC-P, IP, WB
GTX30105	HIF1 alpha antibody [H1alpha67]	Ms mAb	Hu, Ms, Pig, Rat, Yeast, Frt, NHuPrm, Rb, Shp, Bov, Bat, Sheep	ELISA, FACS, GSA, ICC/IF, IHC, IHC-Fr, IHC-P, IP, WB, ChIP assay
GTX128795	HIF1 beta antibody	Rb pAb	Hu, Ms	ICC/IF, IHC-P, WB
GTX22771	HIF1 beta antibody [2B10]	Ms mAb	Hu, Ms, Rat, Zfsh, Fsh, NHuPrm, XI	GSA, ICC/IF, IHC, IHC-P, IP, WB
GTX30114	HIF2 alpha antibody	Rb pAb	Hu, Ms, Rat, Fsh	ICC/IF, IHC, WB
GTX103707	HIF2 alpha antibody [N1N3]	Rb pAb	Hu, Zfsh	WB, ChIP assay
GTX632015	HIF2 alpha antibody [GT125]	Ms mAb	Hu, Ms, Rat	ICC/IF, IP, WB
GTX130988	HIF3 alpha antibody	Rb pAb	Hu	WB
GTX85702	HIF3 alpha antibody	Rb pAb	Hu, Ms, Rat	ELISA, ICC/IF, IHC-P, WB

HIF Synthesis

Cat. No.	Product Name	Clonality	Reactivity	Application
GTX121937	AKT antibody [N3C2], Internal	Rb pAb	Hu, Ms, Rat	ICC/IF, IHC, IHC-Fr, IHC-P, IP, WB
GTX128414	AKT (phospho Ser473) antibody	Rb pAb	Hu, Ms	IHC-P, IP, WB
GTX111068	PI3K p85 alpha antibody [N2C1], Internal	Rb pAb	Hu, Ms, Rat	IHC-P, IP, WB
GTX111593	PI3K p85 beta antibody [N3C3]	Rb pAb	Hu	WB
GTX132597	PI3K p85 (phospho Tyr467)/p55 (phospho Tyr199) antibody	Rb pAb	Hu, Ms	WB
GTX107779	PI3K p55 gamma antibody	Rb pAb	Hu, Rat	IHC-P, WB
GTX100462	PI3K p110 alpha antibody	Rb pAb	Hu, Ms	ICC/IF, IHC-P, WB
GTX111173	PI3K p110 beta antibody [N3C2], Internal	Rb pAb	Hu, Ms, Rat	ICC/IF, IHC-P, WB
GTX133757	PI3K p110 delta antibody	Rb pAb	Hu	WB
GTX104639	PI3K p110 gamma antibody [C3], C-term	Rb pAb	Hu, Ms, Rat	IHC-P, WB
GTX132466	PI3K p150 antibody	Rb pAb	Hu, Ms	IHC-P, IP, WB
GTX108953	PI3K p150 antibody [C1C3]	Rb pAb	Hu	IP, WB
GTX113094	ERK2 antibody [N2C3]	Rb pAb	Hu, Ms, Pig, Rat	IHC-P, IP, WB
GTX101557	mTOR antibody [C3], C-term	Rb pAb	Hu, Ms, Rat	ICC/IF, IHC-P, IP, WB, ChIP assay
GTX107562	p70 S6K antibody	Rb pAb	Hu, Ms, Rat	ICC/IF, IHC-P, WB
GTX132580	mLST8 / GBL antibody	Rb pAb	Hu, Ms, Rat	IHC-P, WB

HIF Degradation

Cat. No.	Product Name	Clonality	Reactivity	Application
GTX33127	Cullin 2 antibody	Rb pAb	Hu, Ms, Rat	ICC/IF, IHC-P, WB
GTX16427	Elongin B antibody	Rb pAb	Hu, Ms, Rat	ICC/IF, IHC-P, WB
GTX65577	Elongin C / TCEB1 antibody	Rb pAb	Hu, Ms, Rat	IHC-P, WB
GTX116251	HIF1AN antibody	Rb pAb	Hu	ICC/IF, IHC-P, WB
GTX123033	PHD1 antibody	Rb pAb	Hu	ICC/IF, IHC-P, WB
GTX132293	PHD2 antibody	Rb pAb	Hu, Ms, Rat	ICC/IF, IHC-Fr, WB
GTX111217	PHD3 antibody [N1C3]	Rb pAb	Hu	WB
GTX116582	PHD4 antibody	Rb pAb	Hu	IHC-P, WB
GTX110507	RBX1 antibody	Rb pAb	Hu, Ms	ICC/IF, WB
GTX101087	Von Hippel Lindau antibody	Rb pAb	Hu, Ms, Rat	ICC/IF, IHC-P, IP, WB